



Bharatiya Shikshan Prasarak Sanstha, Ambajogai



Swa. Sawarkar Mahavidyalaya, Beed



Internal Quality Assurance Cell

CRITERION 3- RESEARCH, INNOVATIONS & EXTENSION

3.5.1. The number MOUs, Collaborations/linkages for Faculty exchange, Internship, Field Project, On-the-job training, research and other academic activities during the last five years

MOU-Collaborative Activity Reports Year wise

2020-21

DVV Clarification

Established-1995



BhartiyaShikshanPrasarakSantha's, Ambajogai

Swa. Sawarkar Mahavidyalaya, Beed

(Art's, Science & Commerce)

NAAC- RE-ACCREDITED GRADE-B



डॉ. पावसाकर महाविद्यालय, बीड

Dr. P.D. Pohekar

M.A.,SET,M.Phil.,Ph.D.

•Website : <https://www.sawarkarcollegebeed.edu.in>

•E-mail : veersawarkarbeed@gmail.com

Collaborative Activities

2020-21

Sr. No.	Title of the collaborative activity	Name of the collaborating agency with contact details
1	Optimization of Aluminum Doping Concentration in Titanium Dioxide Nano-particles Photo Anode for Enhancing Efficiency of Dye-Sensitized Solar Cell	Crystal growth research Laboratory, Milliya College, Beed
2	Integrity in linear and nonlinear optical properties of L-tyrosine doped bis thiourea cadmium acetate single crystal	Crystal growth research Laboratory, Milliya College, Beed
3	Role of dopant L-Methionine concentration in modifying optical properties of parent Zinc Thiourea Sulphate Nonlinear crystal	Crystal growth research Laboratory, Milliya College, Beed
4	Focusing Nonlinear Optical Traits of Parent & L-Tryptophan Doped Bis-Thiourea Cadmium Acetate (TR-BTCA) Crystal for NLO	Crystal growth research Laboratory, Milliya College, Beed
5	Inter Loan Facility (Library)	Milliya College, Beed
6	Thermodynamic studies of transition metal ions with Schiff- base in 50% (V/V) Ethanol-Water system. Journal of research and Development, Volume 10, Special Issue 02 (2020).	Milliya College Beed
7	Thermodynamics of the formation of divalent Copper complexes carrying novel Schiff bases in mixed solvent media; Journal of Interdisciplinary Cyclic Research Volume XIII, Issue-IV, Page No. 53-61, ISSN: 0022-1945, April/2021.	ACTRA, Milliya College Beed
8	Studies of complexation of trivalent rare earth metal ion Cerium with novel Schiff bases: Thermodynamic Aspect; The International Journal of analytical and experimental modal analysis, Volume XIII, Issue IV, Page No 74-80; ISSN: 0886-0367; April/2021.	ACTRA, Milliya College Beed
9	Rotating Fluid Magneto Hydrodynamics flow Past an impulsively Started Infinite Vertical Plate	R. B. Attal College, Gevrai & Dept. of Mathematics, Swa. Sawarkar Mahavidyalaya, Beed

**Collaborative
Activities
2020-21**

Optimization of Aluminium Doping Concentration in Titanium Dioxide Nanoparticles Photo Anode for Enhancing Efficiency of Dye-Sensitized Solar Cell

Swati S. Kulkarni^{*†¶}, Gajanan A. Bodkhe^{*||}, Pasha W. Sayyad^{***},
Megha A. Deshmukh^{†††}, S. S. Hussaini^{§‡‡} and Mahendra D. Shirsat^{**§§}

**RUSA Centre for Advanced Sensor Technology
Department of Physics, Dr. Babasaheb
Ambedkar Marathwada University
Aurangabad 431004, Maharashtra, India*

*†Department of Physics, Swa. Sawarkar Mahavidyalaya
Beed 431122, Maharashtra, India*

*‡School of Physical Sciences
Solapur University, Solapur 413255
Maharashtra, India*

*§Crystal Growth Laboratory
Department of Physics, Milliya Arts
Science and Management Science College
Beed 431122, Maharashtra India*

¶swatipaperpublishing@gmail.com

||gabodkhe@gmail.com

***Psayyad78@gmail.com*

††Megha05.deshmukh@gmail.com

‡‡shuokionline@rediffmail.com

§§mdshirsat@gmail.com

Received 2 November 2018

Accepted 6 January 2020

Published 29 September 2020

Well crystallized Aluminium (Al) doped Titanium dioxide (TiO₂) nanoparticles with various doping concentration (0, 0.05 M, 0.07 M, 0.09 M and 0.11 M) were synthesized successfully by sol-gel route to develop the photo anode of Dye Sensitized Solar Cell (DSSC). Anatase crystalline nature of TiO₂ nanoparticles was confirmed using X-ray diffraction (XRD) and Raman spectrophotometer. The Atomic Force Microscopy (AFM) was used to investigate the morphology of the photo anode (Al-doped TiO₂ nanoparticles). The photovoltaic performance of the DSSC in terms of Current, Voltage and efficiency was investigated with a standard illumination of AM1.5G having an irradiance 100 mW/cm². Optimized values of Short Circuit Current density (I_{sc}), Open Circuit Voltage (V_{oc}) and efficiency (η) obtained was 247.62 μ A/cm², 359 mV and 0.02456%, respectively for 0.07 M Al doping concentration. Eco-friendly Eosin



Integrity in linear and nonlinear optical properties of L-tyrosine doped bis thiourea cadmium acetate single crystal

Siddique Aneesa-Fatema^a, Y. B. Rasal^a, R. N. Shaikh^a, M. D. Shirsat^b, S. S. Hussaini^a, and R. B. Kulkarni^b

^aCrystal Growth Laboratory, Department of Physics, Milliya Arts, Science and Management Science College, Beed, Maharashtra, India; ^bRUSA Centre for Advanced Sensor Technology, Dr. Babasaheb Ambedkar Marathwada University, Aurangabad, Maharashtra, India

ABSTRACT

The slow evaporation technique was adopted for the growth of L-tyrosine doped Thiourea (Bis) Cadmium Acetate (CTA) single crystal. The doped crystals were characterized by powder X-ray diffraction, FT-IR analysis, SHG Studies, UV-vis and Vickers microhardness studies. The UV-visible absorption spectrum is found to have improved optical parameters than pure CTA. The optical study revealed that the doped CTA crystal has high transmission with low cut off wavelength of 290 nm. The optical band gap was found to be 4.14 eV. The Second harmonic generation efficiency measured using Nd-YAG laser is 3.64 times higher than pure CTA.

ARTICLE HISTORY

Received 25 April 2020
Accepted 10 August 2020

KEYWORDS

Crystal growth; FT-IR; Kurtz-Perry powder technique; nonlinear optical materials

1. Introduction

The organic crystals are used in the crystal growth due to its crystalline structure and fascinating optical properties. The organic crystal plays an important role to enhance the nonlinear optical (NLO) properties [1, 2]. The NLO property depends on the donor and acceptor properties of charges and delocalization among the crystal. The non-centrosymmetric is the fundamental technique to elaborate the NLO property. The thiourea produces non-centrosymmetric behavior in the crystals when combined with metal compounds. The large dipole moment and ability to form hydrogen bonding network of thiourea helps to improve nonlinearity in the crystal. The physicochemical stability and breaking of ligands into the crystal plays an important role in improving NLO properties [3]. Now a day's different techniques developed to grow crystals with remarkable enhancement in different properties to be used in the technological application in optical communication mechanism [4-6]. The Semi organic material possesses high second and third order nonlinear intensity, integral laser damage threshold factor, better thermal stability and holds good microhardness coefficient [7]. L-tyrosine contains the proton donor carboxyl acid (COO) group and the proton acceptor amino (NH₂) group present in the amino acids improves linear and nonlinear scales of the crystal [8, 9]. In recent years amino acid doped in different materials enhances the second and third order properties and shows better electrical, photonic and thermal properties. The Effects of the addition of L-lysine monohydrochloride dihydrate on the growth and various properties of ADP single-crystal studied and grown crystal by using slow evaporation method have been studied. The effect of doping was

Role of dopant L-Methionine concentration in modifying optical properties of parent Zinc Thiourea Sulphate Nonlinear crystal

Siddique Aneesa Fatema^a, Rupali B. Kulkarni^b, I.N.Shaikh^a,
Mahendra D.Shirsat^b, S. S. Hussaini^{a*}

^aCrystal Growth Laboratory, Department of Physics, Milliya Arts, Science & Management Science College,
Beed-431122, Maharashtra, India.

^bRUSA Centre for Advanced Sensor Technology, Dr. Babasaheb Ambedkar Marathwada University,
Aurangabad - 431004 (MS) INDIA

E-mail address: shuakionline@yahoo.co.in

Abstract: The recent investigation was aimed to explore the influence of varying concentration of amino acid L-methionine on decisive optical properties of zinc thiourea sulphate (ZTS) crystal. The traditional slow solvent evaporation technique has been adapted to grow L-methionine zinc thiourea sulphate (LM-ZTS) crystal at room temperature. The influence of 0.2 M% & 0.3 M% L-Methionine on optical transparency and optical constants of ZTS crystal in range of 200-900 nm has been ascertained by means of UV visible spectral analysis, to discuss the technological impetus of mixed crystal for optical devices. The optical study revealed that 0.2 M% LM-ZTS crystal has higher transmission with lower cut off wave length. The extinction coefficient, refractive index, reflectance and polarizability of 0.2 M% LM-ZTS found to be lower than 0.3 M% LM-ZTS crystal. Also the direct band gap determined by the Tauc's plot method of 0.2 M% LM-ZTS is wider than 0.3 M% LM-ZTS. All these parameters show the usability of LM-ZTS crystal for various opto-electronic device applications.

Keywords: crystal growth, extinction coefficient, optical constant.

1. INTRODUCTION:

In past decade many research groups have done extensive research on semi organic thiourea metal complexes. Among thiourea metal complex pure and doped zinc thiourea sulphate outstands as a potential candidate that seeks huge demand in technologies like high power lasers, opto-electronics, frequency conversion, high speed information processing [1-3]. Amino acid play a vital role in the field of NLO crystal as they exhibit natural chiral properties and crystallize in the non-Centro symmetric space group, which are an essential criteria for nonlinear optical device applications. The enhancement in different characteristics properties of ZTS crystals has been evident from literature due to addition of L-cysteine, L-serine, Nd³⁺, urea [4-7]. Thus in order to imitate foresaid desirable properties amino acid L-methionine is doped in different concentration in ZTS crystal by employing UV visible spectral analysis and its detail optical parameters to confirm its superiority for various opto-electronics applications.

2. EXPERIMENTAL PROCEDURE:

Zinc thiourea sulphate (ZTS) salt was synthesized by gradually dissolving merck made analytical reagent (AR) grade zinc sulphate and thiourea in double distilled water in the molar ratio of 1:3. The recrystallization of technique has been used to enhance the purity of ZTS salt. Amino acid L-methionine with 0.2 mole% and 0.3 mole% was added into the super saturated solution of ZTS with constant stirring for 4 hours. The 0.2 mole% and 0.3 mole% LM-ZTS solution was filtered using whatmans filter paper in a beaker and kept for slow evaporation at ambient temperature. The grown crystals of 0.2 mole% and 0.3 mole% LM-ZTS were obtained within a period of 20 days as shown in Fig.1.

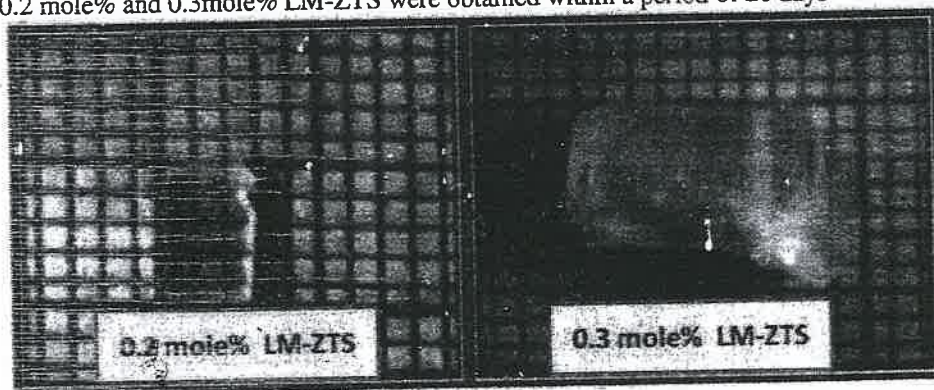


Fig.1. Photograph of 0.2 mole% and 0.3 mole% LM-ZTS Crystals.

Focusing Nonlinear Optical Traits of Parent & L-Tryptophan Doped Bis Thiourea Cadmium Acetate (TR-BTCA) Crystal for NLO Applications

Siddique Aneesa Fatema¹, Rupali B. Kulkarni², Mahendra D. Shirsat³,
S. S. Hussaini⁴

¹Crystal Growth Laboratory, Department of Physics, Milliya Arts, Science & Management Science College, Beed-431122, Maharashtra, India.

²RLSA Centre for Advanced Research in Nanotechnology, Dr. Babasaheb Ambedkar Marathwada University, Aurangabad - 431004 (MS) INDIA

ABSTRACT

Recent scenario deals with the requirement of good quality crystals for the nonlinear optical (NLO) device applications. Hence present manuscript explores the growth of parent & L-Tryptophan doped Bis Thiourea Cadmium Acetate (TR-BTCA) Crystal by conventional slow evaporation solution growth method. Paper demonstrates the study of comparative nonlinear optical properties such as optical conductivity, extinction coefficient, reflectance and refractive index of parent & L-Tryptophan doped Bis Thiourea Cadmium Acetate (TR-BTCA) Crystal. The evaluated nonlinear optical parameters confirmed the superiority of L-Tryptophan doped Bis Thiourea Cadmium Acetate (TR-BTCA) Crystal over parent Bis Thiourea Cadmium Acetate (BTCA) crystal for application in laser assisted NLO applications.

Keywords: Crystal growth, Extinction coefficient, optical conductivity, Reflectance, Refractive index

1. INTRODUCTION

Nonlinear optical (NLO) crystals seek large demand for developing the cutting edge technological accessories utilized in data storage, digital communication systems, optical switching, laser fusion, photonics, optoelectronics and laser frequency conversion device applications [1-3]. Designing, engineering and growth of perfect nonlinear optical crystals delivering extraordinary characteristics has become a challenging task for researchers in the current scenario. All optical device applications concurrently desire excellent optical (UV-visible), SHG efficiency, luminescence, third order nonlinear optical, crystalline perfection, thermal stability and electrical (dielectric) properties [4]. Tremendous efforts have been taken since past few decades for designing a new class of organometallic nonlinear optical crystals. In organometallic crystals a large variety of thiourea metal complex crystals have been reported [5,6] amongst which the Bis thiourea Cadmium acetate (BTCA) deserves more attention due to its orthorhombic crystal structure, appreciable linear-nonlinear optical properties, hardness, electrical and thermal properties as evident in literature. With the aim of achieving improved quality CTA crystal; several researchers attempted a technique of doping additives Zn, Mn(II), NMU, Glycine, Alanine, Valine, Cystein [7-16].

L-tryptophan contains an α amino group, and α carboxylic acid group with five membered ring with a nitrogen atom bounded to a benzene ring called as indole ring present in side chain of molecule making it a non polar aromatic amino acid. L-tryptophan exhibits non exponential fluorescence decay in aqueous solution and this has been explained by the emission from non interconnecting rotamers which has different life times due to different rate of intermolecular charge transfer [17].

Hence present study aimed to grow the parent bis thiourea cadmium acetate (BTCA) and L-tryptophan doped bis thiourea cadmium acetate (TR-BTCA) crystal by slow evaporation solution growth technique and thus to study the effect of amino acid L-tryptophan on nonlinear optical properties of BTCA.

2020-2021

2019-20, 2020-21, 2021-22
Library & Information

10
5

Anjuman Ishat - E - Taleem Beed's

Milliya Arts, Science & Management Science College, Beed. (M.S.)



(Graduation & Post Graduation)

NAAC RE-ACCREDITED WITH "B" GRADE

ISO 9001:2015 CERTIFIED

PRINCIPAL

Dr. Mehammad Ilyas Fazil
(M.Sc.Ph.D.)

URL: <http://www.milliyascollege.org>

(02442)224208 229923 Fax No. (02442)224208 229933 E-mail : principalmcb@gmail.com Cell No-9822737339

Ref. No. MASC/ Lib-Int-Loan- /2020-21/2938-4.

Date: 20/11/2020

To,

The Principal / Librarian

Sawarkar college
Beed.

Subject: Inter Library Loan Service.

Respected Sir,

As we are aware of today's progressive knowledge and recent development in different fields of subjects, different publishers are publishing huge quantity of books, but a single library cannot make available a tremendous number of books to fulfill the requirements of students as well as faculties.


Hence to have solution for this problem we have interlibrary loan service we have decided to make provision lending books to your college in the same way borrowing the essential books from you.

There for let us enjoy this service.

Thanking you,

Yours sincerely,


Principal
Swa.Sawarkar Mahavidyalaya,
Beed


Principal
Milliya Arts, Science & Manj
Science College, Beed.



B.S.P. Sanshodhan Mandal

Swa. Sawarkar Mahavidyalaya, Beed

Book Issue Register (Junior / Senior)

Page No. -

Name Miliiya Arts, Science & Management Science
College Beed.

Roll No. :

Subject :

Acc.No.	Title	Author	Date of Issue	Lect. Sign.	Date of Return	Librarian's Sign.
11915	यजुर्वेद	अनुवादिना सौ. सप्तम ज्योती	21/12/20	Beedkar	22/4/21	Beedkar
11916	शिवण संदिता	पं. विषण्णलाल वागी	21/12/20	Beedkar	22/4/21	Beedkar
11699	राष्ट्र गिणोंची मादिपाकी	तपस्वी गोंग.	22/4/21	Beedkar	12/10/21	
11621	जगन्नाथ अगाव दुगीता	सं. डॉ. लोचनराव (शास्त्र)	22/4/21	Beedkar	12/10/21	
11952	कित्तिग रंग	डॉ. पी. जी. जोरारि	22/4/21	Beedkar	12/10/21	
11624	अगावना डी. लुका	मा. श्री. मा. डुलकाजी	12/10/21	Beedkar	22/4/21	
1142	भारतीय तीर्थ क्षेत्र	गजानन सं. मोदी	14/10/21	Beedkar	22/4/21	



[Signature]

Principal
Swa. Sawarkar Mahavidyalaya
Beed.



Journal of Research and Development | Volume 10, Special Issue 02
 Title : Innovative Ideas in Chemical Science and Environment Science for Sustainable Development-2020

Thermodynamic Studies of transition Andrare Earth Metal Ions With Schiff Base In 50 % (V/V) Ethanol-Water Mixture.

Vishal Naiknaware¹, and Sahebrao Naikwade², Shailendrasingh Thakur³

¹Department of Chemistry, Swa.Sawarkar College, Beed.

²Principal, Chhatrapati Shahu College, Lasur Station, Aurangabad.

³Department of Chemistry, Milliya College, Beed

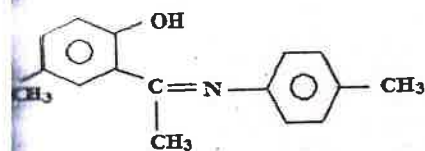
Stability constant of schiff base 2-hydroxy-5-methylacetophenone-N-(4-methylphenyl)imine with divalent metal ions Cu^{2+} , Ni^{2+} , Cd^{2+} , Co^{2+} , Mn^{2+} , Zn^{2+} and trivalent lanthanide metal ions La^{3+} , Ce^{3+} , Pr^{3+} , Nd^{3+} , Sm^{3+} , Tb^{3+} , Dy^{3+} and Ho^{3+} using pH metric titration technique in 50% (v/v) ethanol-water mixture at three different temperatures 25°C, 35°C and 45°C at an ionic strength of 0.1M NaClO_4 were studied. The Calvin-Bjerrum method as well as Irving-Rossotti has been employed to determine metal-ligand stability constant log K values. The trend in the stability constants for transition metal ions follows the order: $\text{Cu}^{2+} > \text{Zn}^{2+} > \text{Cd}^{2+} > \text{Co}^{2+} > \text{Ni}^{2+} > \text{Mn}^{2+}$ and for lanthanide metal ions $\text{La}^{3+} < \text{Ce}^{3+} < \text{Pr}^{3+} < \text{Nd}^{3+} < \text{Sm}^{3+} < \text{Eu}^{3+} > \text{Gd}^{3+} < \text{Tb}^{3+} < \text{Dy}^{3+} > \text{Ho}^{3+}$ and shows a break at gadolinium. The thermodynamic parameters such as, Gibb's free energy change (ΔG), entropy change (ΔS) and enthalpy change (ΔH) with the complexation reactions were calculated.

Keywords : Stability constant, transition metal, lanthanide, schiff base, pH metry, thermodynamic parameter etc.

Introduction :

pH metric titration technique is a powerful and analytical technique for determination of stability constants. Metal complexes of schiff bases play a major role in the development of coordination chemistry. Most of the d-block and f-block elements form complexes. There are different kinds of ligands for complexation. For the present investigation, we have selected schiff base 2-hydroxy-5-methylacetophenone-N-(4-methylphenyl)imine with molecular formula $\text{C}_{16}\text{H}_{17}\text{ON}$.

In continuation of our earlier work¹⁻¹⁶ and after survey it was thought of interest to study the effect of temperature on thermodynamic parameters such as Gibb's free energy change ΔG , enthalpy change ΔH and entropy change ΔS of complexes of 2-hydroxy-5-methylacetophenone-N-(4-methylphenyl)imine with transition metal ions Cu^{2+} , Ni^{2+} , Cd^{2+} , Co^{2+} , Mn^{2+} , Zn^{2+} and rare earth metal ions La^{3+} , Ce^{3+} , Pr^{3+} , Nd^{3+} , Sm^{3+} , Gd^{3+} , Tb^{3+} , Dy^{3+} and Ho^{3+} using pH metric titration technique in 50 % (v/v) ethanol-water mixture.



2-hydroxy-5-methylacetophenone-N-(4-methylphenyl)imine

2. Experimental :

2.1 Materials and Solution :

All transition metal, rare earth metal, NaOH, NaClO_4 , HClO_4 are of AR grade. The solutions used in the pH metric titration were prepared in double distilled CO_2 free water. The NaOH solution was standardized against oxalic acid solution and standard alkali solution was again used for standardization of HClO_4 . The measurements were made at temperatures 25°C, 35°C and 45°C in 50 % (v/v) ethanol-water mixture at constant ionic strength (0.1M NaClO_4). Water thermostat is used to maintain the temperature constant and the solutions were equilibrated in the thermostat for about 10-15 minutes before titration. The pH measurement was made using a digital pH meter model Elico LI-120 in conjunction with a glass and reference calomel electrode. The instrument was calibrated at pH 9.18, 7.00 and 4.00 using the standard buffer solutions.

2.2 pH metric procedures :

To calculate the protonation constant of the ligand and the formation constant of the complexes in 50% (v/v) ethanol-water mixture with different metal ions the following sets of solutions were prepared (total volume 50 ml) and titrated pH metrically against standard NaOH solution at temperature 25°C, 35°C and 45°C.

i. Free Acid HClO_4

ii. Free Acid HClO_4 + Ligand (schiff base)

Department Of Chemistry
 Swa.Sawarkar Mahavidyalaya, Beed.

Principal
 Swa.Sawarkar Mahavidyalaya,
 Beed.



Thermodynamics of the formation of divalent Copper complexes carrying novel Schiff bases in mixed solvent media

Hansaraj Joshi¹, Rajpal Jadhav¹, Mazahar Parooqui², Shailendrasingh Thakur³

¹Department of Chemistry, Swa.Sawarkar College, Beed.

²Maulana Azad College of Arts, Science and Commerce, Aurangabad.

³Department of Chemistry, Milliya College, Beed.

Email: hansarajjoshi307@gmail.com , svthakur1972@gmail.com

Abstract : The stability constant of seven Schiff bases 4-hydroxy-3-(1-((5-phenyl)-1,3,4-thiadiazol-2-yl) imino) ethyl)-2H-chromen-2-one[S₁], 4-hydroxy-3-(1-((5-(p-tolyl)-1,3,4-thiadiazol-2-yl)imino)ethyl)-2H-chromen-2-one[S₂], 4-hydroxy-3-(1-((5-(4-nitrophenyl)-1,3,4-thiadiazol-2-yl) imino) ethyl)-2H-chromen-2-one [S₃], 4-hydroxy-3-(1-((5-(4-fluorophenyl)-1,3,4-thiadiazol-2-yl) imino) ethyl)-2H-chromen-2-one[S₄], 4-hydroxy-3-(1-((5-(4-chlorophenyl)-1,3,4-thiadiazol-2-yl) imino) ethyl)-2H-chromen-2-one[S₅], 4-hydroxy-3-(1-((5-(4-bromophenyl)-1,3,4-thiadiazol-2-yl) imino) ethyl)-2H-chromen-2-one[S₆] and 4-hydroxy-3-(1-((5-(4-iodophenyl)-1,3,4-thiadiazol-2-yl) imino) ethyl)-2H-chromen-2-one[S₇] with divalent transition metal ion Cu²⁺ using a pH metric titration technique in 80% (v/v) ethanol-water mixture at three different temperatures 25°C, 35°C & 45°C at an ionic strength of 0.1M NaClO₄ were studied. The Calvin-Bjerrum method as adopted by Irving-Rossotti has been employed to determine metal-ligand stability constant logK values. The thermodynamic parameters such as, Gibb's free energy change (ΔG), entropy change (ΔS) and enthalpy change (ΔH) associated with the complexation reactions were calculated.

Keywords: stability constant, transition metal ion, Schiff bases, pH metry, thermodynamic parameter etc.

1. Introduction:

Metal complexes of Schiff bases play a central role in the development of coordination chemistry. pH metric titration technique is a powerful and simple electro analytical technique for determination of stability constants. Most of the d-block elements form complexes. There are different kinds of ligands used for complexation. For the present investigation, we have selected a series of seven Schiff bases.

After a review of literature and in continuation of our earlier work with complexation of Schiff bases and medicinal drugs¹⁻⁷, it was thought of interest to study the effect of



Studies of complexation of trivalent rare earth metal ion Cerium with novel Schiff bases

Thermodynamic Aspect

Hansaraj Joshi¹, Rajpal Jadhav¹, Mazahar Farooqui², Shailendrasingh Thakur^{*3}

¹Department of Chemistry, Swa.Sawarkar College, Beed.

²Maulana Azad College of Arts, Science and Commerce, Aurangabad.

³Department of Chemistry, Milliya College, Beed.

Email: hansarajjoshi307@gmail.com, svthakur1972@gmail.com

Abstract : In the present work we have investigated the stability constant of seven Schiff bases 4-hydroxy-3-(1-((5-phenyl)-1,3,4-thiadiazol-2 yl) imino) ethyl)-2H-chromen-2-one[S₁], 4-hydroxy-3-(1-((5-(p-tolyl)-1,3,4-thiadiazol-2-yl)imino)ethyl)-2H-chromen-2-one[S₂], 4-hydroxy-3-(1-((5-(4-nitrophenyl)-1,3,4-thiadiazol-2-yl) imino) ethyl)-2H-chromen-2-one [S₃], 4-hydroxy-3-(1-((5-(4-fluorophenyl)-1,3,4-thiadiazol-2 yl) imino) ethyl)-2H-chromen-2-one[S₄], 4-hydroxy-3-(1-((5-(4-chlorophenyl)-1,3,4-thiadiazol-2 yl) imino) ethyl)-2H-chromen-2-one[S₅], 4-hydroxy-3-(1-((5-(4-bromophenyl)-1,3,4-thiadiazol-2 yl) imino) ethyl)-2H-chromen-2-one[S₆] and 4-hydroxy-3-(1-((5-(4-iodophenyl)-1,3,4-thiadiazol-2 yl) imino) ethyl)-2H-chromen-2-one[S₇] with trivalent rare earth metal ion Ce³⁺ using a pH metric titration technique in 80%(v/v) ethanol-water mixture at three different temperatures 25°C, 35°C & 45°C at an ionic strength of 0.1M NaClO₄. The Calvin-Bjerrum method as adopted by Irving-Rossotti has been employed to determine metal-ligand stability constant logK values. The thermodynamic parameters such as, Gibb's free energy change (ΔG), entropy change (ΔS) and enthalpy change (ΔH) associated with the complexation reactions were calculated.

Keywords: rare earth metal ion, Schiff bases, stability constant, pH metry, thermodynamic parameter etc.

1. Introduction:

Metal complexes are widely used in various fields, such as biological processes pharmaceuticals, separation techniques, analytical processes etc. To understand the complex formation ability of the ligands and the activity of complexes, it is essential to have the knowledge about solution equilibria involved in the reactions. The extent to which the ligand binds to metal ions is normally expressed in terms of stability. Metal complexes of Schiff bases play a central role in the development of coordination chemistry. pH metric titration technique is a powerful and simple electro analytical technique for determination of stability constants. Most of the f-block elements form complexes. There are different kinds of ligands used for complexation. For the present investigation, we have selected a series of seven Schiff bases.

After a review of literature and in continuation of our earlier work with complexation of Schiff bases and medicinal drugs¹⁻⁵, it was thought of interest to study the effect of temperature on thermodynamic parameters such as Gibb's free energy change ΔG , enthalpy change ΔH and entropy change ΔS of complexes of seven Schiff bases with rare earth metal ion Ce³⁺ pH metrically in 80% (v/v) ethanol-water mixture.

2. Synthesis of Schiff bases:

Synthesis of all seven Schiff bases was done by reported methods. The compounds 3-acetyl-4-hydroxy-2H-chromen-2-one and 2-amino thiadiazole derivatives were the intermediates for preparing novel Schiff bases 4-hydroxy-3-(1-((5-substitutedphenyl)-1,3,4-thiadiazol-2-yl)imino)ethyl)-2H-chromen-2-one. The ketone, 3-acetyl-4-hydroxychromen-2-one was prepared from 4-hydroxy coumarin and acetic acid in presence of POCl₃ by refluxing for 30 minutes⁶. The aromatic amine, 5-(4-



Rotating Fluid of Magneto Hydrodynamics Flow Past An Impulsively Started Infinite Vertical Plate

Vinod Kulkarni¹, Vijay Sangale²

1. Department of Mathematics, Swa. Sawarkar Mahavidyalaya Beed.-431122
2. Department of Mathematics, R. B. Attal College Gevrai, Dist. Beed.-431127 (India)
E.mail: vbhalerao2010@gmail.com

Abstract :

This paper present an exact solution to the a rotating fluid of magneto hydrodynamics flow past an impulsively stated infinite vertical plate. Dimensionless governing equation are solved by Laplace-transform technique. Expressions of axial and transfer component of velocity, skin friction are derived. It is demonstrated that both axial and transverse components of velocity decrease due to increasing t . The axial component of skin-friction increases with increasing M but the transverse component of skin friction decrease with increasing M .

Keywords : MHD flow, Laplace transform, Rotating fluid.

Nomenclature:

Cp: Specific heat at constant pressure. EK: Ekman number

Gr : Grashof number

g: Acceleration due to gravity K: Thermal conductivity

Pr: Prandtl number

T': Temperature of the fluid near the plate T'W: Temperature of the plate

T' $_{\infty}$: Temperature of the fluid far away from the plate

t': Time

Uo: Reference velocity (Eq 2.5)

G': Angular speed

(uu, vu): Velocity components along x, and y, axis respectively

z': Coordinate normal to x', y', plane

Greek Symbols :

ν : Kinematic viscosity

β : Coefficient of volume expansion β^* : Coefficient of species expansion ρ : Density

μ : Viscosity

Introduction:

If the plate is given motion in a rotation fluid, how the motion takes place? This has been discussed by Batchelor (1967). Many papers were published on this topic by different authors. The fluid assumed was stationary. Flow of a viscous incompressible fluid past an impulsively started infinite vertical plate, on taking into account the presence of free convection currents was studied by Soundalgekar (1977) and presented an exact solution to coupled linear partial differential equation by the Laplace transform technique. The effects of transversely applied



$$\frac{\partial v'}{\partial t'} + 2\Omega' u' = \nu \frac{\partial^2 v'}{\partial z'^2} - \frac{\sigma B_0'^2}{\rho} v' \quad (3)$$

$$\rho C_p \frac{\partial T'}{\partial t'} = k \frac{\partial^2 T'}{\partial z'^2} \quad (4)$$

All the physical variables are defined in the notation. The initial and boundary conditions are

$$\begin{aligned} u' = 0, & \quad v' = 0, & \quad T' = T'_\infty & \quad \text{for all } z', t' \leq 0 \\ u' = U_0, & \quad v' = 0, & \quad T' = T'_w & \quad \text{at } z = 0, t' > 0 \\ u' = 0, & \quad v' = 0, & \quad T' = T'_\infty & \quad \text{as } z' \rightarrow \infty, t' > 0 \end{aligned} \quad (5)$$

In equations (1) -(5) and we have

$$\frac{\partial q}{\partial t} + 2iE_K q = \theta + \frac{\partial^2 q}{\partial z^2} - Mq \quad (6)$$

$$Pr \frac{\partial \theta}{\partial t} = \frac{\partial^2 \theta}{\partial z^2} \quad (7)$$

where $q = u + iv$

with the following initial and boundary conditions :

$$\begin{aligned} q = 0, & \quad \theta = 0, & \quad \text{for all } z, t \leq 0 \\ q = 1, & \quad \theta = 1 & \quad \text{at } z = 0, t > 0 \\ q = 0, & \quad \theta = 0 & \quad \text{as } z \rightarrow \infty, t > 0 \end{aligned} \quad (8)$$

The solutions to these coupled linear systems can be derived by the usual Laplace- transform technique and it is as follows:

$$\begin{aligned} q = \frac{1}{2} \left(1 - \frac{1}{b} \right) & \left\{ e^{-2\eta\sqrt{bt}} \operatorname{erfc}(\eta - \sqrt{bt}) + e^{2\eta\sqrt{bt}} \operatorname{erfc}(\eta + \sqrt{bt}) \right\} + \frac{e^{at}}{2b} \left\{ e^{-2\eta\sqrt{(a+b)t}} \operatorname{erfc}(\eta \right. \\ & \left. - \sqrt{(a+b)t}) + e^{2\eta\sqrt{(a+b)t}} \operatorname{erfc}(\eta\sqrt{(a+b)t}) \right\} + \frac{1}{b} \operatorname{erfc}(\eta\sqrt{Pr}) \\ & \left. - \frac{e^{at}}{2b} \left\{ 2^{-2\eta\sqrt{aPr}} \operatorname{erfc}(\eta\sqrt{Pr} - \sqrt{at}) + e^{2\eta\sqrt{aPr}} \operatorname{erfc}(\eta\sqrt{Pr} + \sqrt{at}) \right\} \right\} \end{aligned}$$

$$\text{Where } a = \frac{b}{Pr-1}, \quad b = 2iE_K + M \quad (9)$$

$$\text{And } \eta = \frac{z}{2\sqrt{t}}$$

we have carried out numerical computation for u, v and θ . In order to gain physical insight into this problem However, for $Pr=0.71$, the argument of erfc function becomes complex and hence we have to separate these into real and imaginary parts.

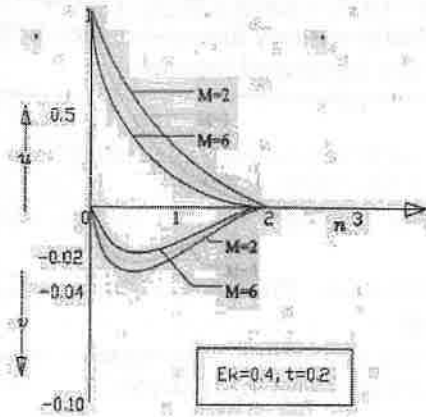


FIG.2: AXIAL AND TRANSVERSE VELOCITY PROFILES, $Pr=0.71$

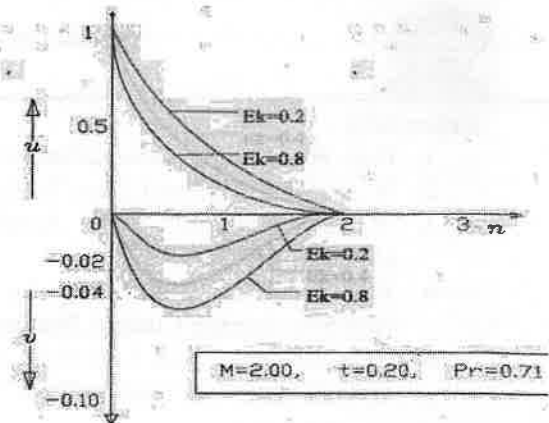


FIG.3: AXIAL AND TRANSVERSE VELOCITY PROFILES

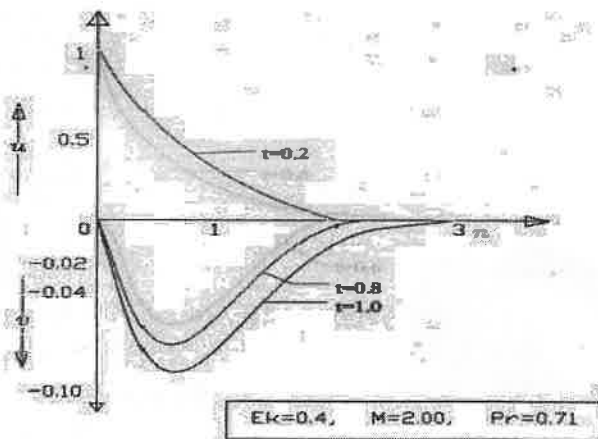


FIG.4: AXIAL AND TRANSVERSE VELOCITY PROFILES, EFFECT OF TIME

Conclusions.

- (i) By increasing the Ekman number, the axial as well as transverse components of velocity decrease.
- (ii) By increasing time t , the axial as well as transverse components of velocity decrease.
- (iii) Due to increasing M , the axial component of velocity decreases But the transverse component of velocity increases.
- (iv) Due to increase in time t . the axial as well as transverse components of skin friction increases
- (iv) The Axial component of skin friction increases with increasing M or Ek
- (v) The transverse component of skin friction decrease with increasing M and increase owing to an increase in the Ek .

केल्याने होत आहे रे । आधि केलेचि पाहिजे ॥

Bhartiya Shikshan Prasarak Sanstha, Ambajogai

Swa. Sawarkar Mahavidyalaya, Beed
Arts, Science & Commerce

NAAC Accreditation Grade 'B'

Sawarkar Nagar, Near Netradham Hospital, Jalna Road, Beed. 431 122, Maharashtra (INDIA)
☎ 02442-226218, e-Mail: veersawarkarbeed@gmail.com, Website: www.sawarkar.co.in

Certificate of Collaborative Research Activity

As per the agreement between *Swa. Sawarkar Mahavidyalaya, Beed* and *R.B. Attal College, Georai*, there has been collaborative research activity between Faculty of the Department of Mathematics, Swa. Sawarkar Mahavidyalaya, Beed and Faculty of the Department of Mathematics, R.B. Attal College, Georai. The details of the collaborative research activities are as follows:

Faculty engaged in Collaborative Research:

Sr. No.	Name	Department	College
1	Dr. Vinod Kulkarni	Mathematics	Swa. Sawarkar Mahavidyalaya, Beed
2	Dr. Vijay Sangale	Mathematics	R.B. Attal College, Georai

Details of publication under Collaborative Research Activity:


Sr. No.	Title of the Research Paper	Journal/ Book	Month of Publication
1	Fuzzification Of Linear Spaces	International Journal Of Advance And Innovative Research	January-March, 2019
2	Solution Of Forced And Free Convection Flow Of Dissipative Fluid Past an Infinite Vertical Plate	International Journal Of Advance And Innovative Research	April-June 2019
3	Solution Of Dissipative Fluid Flow Of An Impulsively Started Infinite Vertical Plate.	Our Heritage	February 2020
4	Rotating Fluid of Magneto Hydrodynamics Flow Past An impulsively Started infinite Vertical Plate	Research Journey International e- Journal	December 2020

Hence certified that there has been successful collaboration in terms of research and resulted in the publication of research paper during the academic year 2018-2023.


Principal

R. B. Attal College, Georai
Principal

R.B. Attal College
Georai. Dist. Beed.


Principal
Swa. Sawarkar Mahavidyalaya, Beed
Swa. Sawarkar Mahavidyalaya
Beed.


Principal

Swa. Sawarkar Mahavidyalaya
Beed.

NAAC Re-Accredited
'B' Grade (CGPA 2.78)
ISO 9001 : 2015

Prof. Rajani Shikhare
(M.A. Ph.D.)

Principal



Marathwada Shikshan Prasarak Mandal's
**R. B. ATTAL ARTS, SCIENCE &
COMMERCE COLLEGE**

Georai - 431127, Dist. Beed, Maharashtra, INDIA

- Affiliated to : Dr. Babasaheb Ambedkar Marathwada University, Aurangabad.
- Study Centre : Yashwantrao Chavan Maharashtra Open University, Nashik (M.S.) 22222A
- Centre No. : Senior - 50 / Junior - 264 (Index No. 57.04.001)



Ref. No.: RBAC /

Date :

Certificate of Collaborative Research Activity

As per the agreement between *R.B. Attal College, Georai* and *Swa. Sawarkar Mahavidyalaya, Beed*, there has been collaborative research activity between Faculty of the Department of Mathematics, R.B. Attal College, Georai and Faculty of the Department of Mathematics, Swa. Sawarkar Mahavidyalaya, Beed. The details of the collaborative research activities are as follows:

Faculty engaged in Collaborative Research:

Sr. No.	Name	Department	College
1	Dr. Vijay Sangale	Mathematics	R.B. Attal College, Georai
2	Dr. Vinod Kulkarni	Mathematics	Swa. Sawarkar Mahavidyalaya, Beed

Details of publication under Collaborative Research Activity:

Sr. No.	Title of the Research Paper	Journal/ Book	Month of Publication
1	Fuzzification Of Linear Spaces	International Journal Of Advance And Innovative Research	January-March, 2019
2	Solution Of Forced And Free Convection Flow Of Dissipative Fluid Past An Infinite Vertical Plate	International Journal Of Advance And Innovative Research	April-June 2019
3	Solution Of Dissipative Fluid Flow Of An Impulsively Started Infinite Vertical Plate.	Our Heritage	February 2020
4	Rotating Fluid of Magneto Hydrodynamics Flow Past An Impulsively Started infinite Vertical Plate	Research Journey International e- Journal	December 2020

Hence certified that there has been successful collaboration in terms of research and resulted in the publication of a research paper during the academic year 2018-2023.

Principal
Swa. Sawarkar Mahavidyalaya, Beed
Swa. Sawarkar Mahavidyalaya
Beed.

Principal
R. B. Attal College, Georai
PRINCIPAL
R.B. Attal College
Georai Dist. Beed

Principal
Swa. Sawarkar Mahavidyalaya
Beed.